

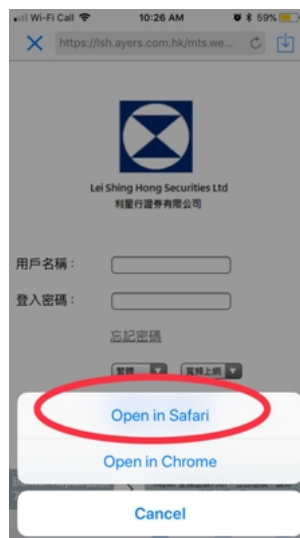
How to add bookmark on home screen of [IOS](#) and [Android Phone](#) .

Adding bookmark on home screen of IOS phone .

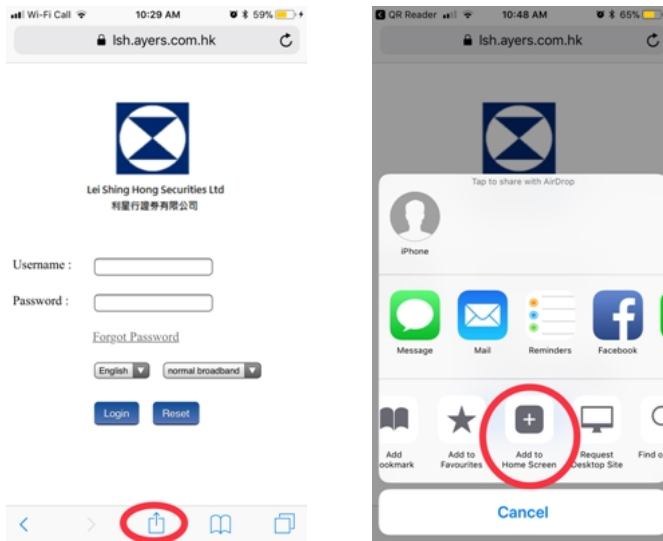
1. Scan our Online Trade QR Code with your smart phone
Download and Install QR Code scanner to smart phone from App Store
<https://itunes.apple.com/hk/app/qr-reader-for-iphone/id368494609?mt=8>



2. Choose to open in Safari



3. Choose add to Home Screen



Adding bookmark on home screen of Android phone

1. Scan our Online Trade QR Code with your smart phone

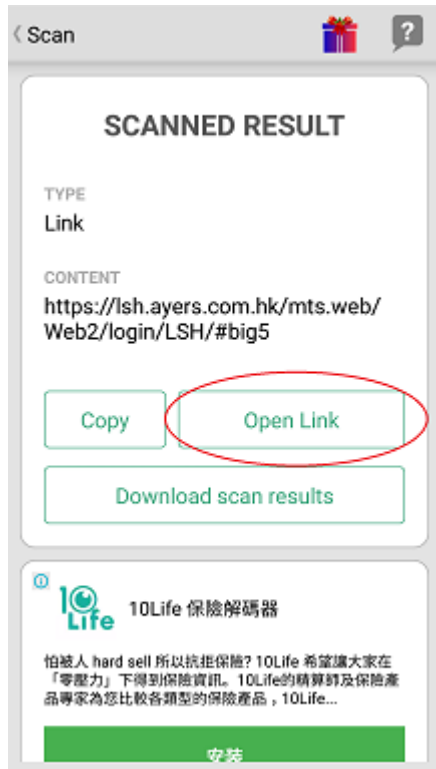
Download and install QR Code Scanner to smart phone from Google Play

<https://play.google.com/store/search?q=qrcode%E6%8E%83%E6%8F%8F%E5%99%A8&c=apps>



Mobile Trading

2. Choose open link



3. Tap on the upper right corner of the screen and choose add to Home screen

